

Hakone Foundation
Collaboration with Organizations Involving Ogata-
kai

By

Jacob Kellner

Head Gardener of Hakone Foundation

Nobuhiro Takahashi

Takahashi Landscape Design Office

Shozo Kagoshima

Executive Director of Hakone Foundation



HAKONE ESTATE & GARDENS
SARATOGA, CALIFORNIA
Established in 1918

Learning objectives

Recently, lots of people are attracted to beautiful Japanese gardens in the world. Japanese garden is not only beautiful place but also essential for ones well-being. It is very unique to present how Ogata-kai supports Hakone foundation through several restoration projects. In this presentation, we introduce the world of Kenzo Ogata who is well-known Landscape Designer in Japan. It could be suggested new direction.

Preparations for Ogata-kai Projects

- Identify garden areas that will benefit the most from skilled professionals.
 - These areas generally require some form of construction and not just, planting or changes in maintenance techniques.
 - Often times an area will need to be adjusted to accommodate a new purpose or increased traffic, also to improve accessibility. Other times the area may just need to be upgraded.
 - Hakone’s areas of highest priority have been selected according to the technical construction elements such as stone paving, boulder placement, specialized fencing, etc. This is done to maximize both Hakone’s and Ogata-kai’s resources. Leaving the other less specialized trouble areas, or portions of a project for regular staff protects Hakone from underutilizing Ogata-kai’s vast pool of skill during their visit.
 - In a public garden, safety is always a priority. That being the case, some trouble areas reach priority status simply because Ogata-kai are capable of approaching the issue in an “authentic” way.
 - Also, a preliminary analysis of the materials cost is done to be certain that the project can be done within the Foundation’s budget in the foreseeable future.

Preparations for Ogata-kai Projects



Presented by Jacob Kellner

Head of Grounds Maintenance of
Hakone Foundation

Preparation-cont'd

- Request a design concept from Ogata-kai to be reviewed by the Hakone Garden Advisory committee and Foundation Board/Staff.
 - The design concept should include all major design elements and identify any specific materials that cannot be substituted with a like material.
 - The design is the emailed to all volunteer garden advisors for their input.
 - The Head Gardener compiles the advisors suggestions and submits them to the Foundation Board.

Preparation-cont'd

- Submit suggested changes from the review process to Ogata-kai and Garden Advisory Committee for final drawings.
 - The Head Gardener then emails the suggested changes to both Ogata-kai and the Hakone Garden Advisory Committee for discussion. The discussions are anonymous to this point which helps build consensus.
 - Usually with a little back and forth through email the design is accepted quickly.

Preparations-cont'd

- Create a preliminary budget for the final design by selecting materials and estimating quantity.
 - First identify the elements the design such as stone edge, white gravel, medium shrub-like pieris japonica, pine tree, paved steps, etc.
 - Compare the elements to like elements in other areas of the gardens and decide if using the same materials would create semblance and continuity. In some cases we choose to use materials not found elsewhere at Hakone to give the space a “feeling of newness.”
 - Take into account materials that we have stock-piled from other projects such as roof tile, or cut granite slab.
 - Finally, check with local suppliers to see what they have in stock and the prices, and compose a budget.

Preliminary Budget

expenditure category	Cost/Unit	Total cost
Donuma hotel saratoga oaks	\$129/night	\$645
meals per person (13 people)	\$40/day	\$520
touring transportation		?
1/2 airfare for 10 people	\$1,000	\$10,000
chain hoist	\$300	\$300
power shovel rental	\$200/day	\$1,000
concrete mixer rental	weekly	\$88
3 pallets of stone delivered	\$760/ton	\$3,800
boulders		\$800?
1/4" crushed granite	\$30/ton	\$450
Total		\$16,803

Preparation-cont'd

- Propose the budget to the Executive Director for review. Combine the Hospitality Budget and submit it to the Foundation Board for review and approval.
 - This step is self-explanatory, but consider feeding your board members while they are discussing the budget to distract them.

Preparation-cont'd

- If necessary, revise the budget by selecting different materials and inform Ogata-kai and the Garden Advisory Committee of the selections.
 - Often at this point a Garden Advisory Committee member suggests a better supplier for materials or recommends something different all together. If there is much debate over the subject, wait until Ogata-kai arrives and allow them to select the supplier. This takes time, but also gives the designers a chance to visually inspect the options. As long as you stay within the budget and timeline, you are okay.

Preparation-cont'd

- Create a staff schedule for the work week when Ogata-kai will be visiting and recruit volunteers to help.
 - At this stage, having a timeline is very helpful. Often times Ogata-kai can provide a general timeline prior to their arrival.
 - Volunteers are best utilized when heavy machinery and dangerous conditions do not apply, or when you need to move large amounts of material.
 - Try to be sure staff are available before, and after, Ogata-kai are finished working each day to help clean up and take care of regular garden chores throughout the property. Also, all staff should pitch in for hospitality efforts.

Preparation-cont'd

- Do work site preparations prior to Ogata-kai's arrival
 - THIS STEP IS VERY IMPORTANT. Depending on the project there may be a massive amount of prep work that must be done. In the case of the Karesansui renovation we had to construct a new ADA compliant pathway, disassembled a gate, built 50 linear feet of stucco fence, balled three large trees for transplant, and removed a large amount of material.

Preliminary Fence Budget

<u>Material</u>	<u>QTY</u>	<u>Price/unit</u>	<u>Total</u>	<u>Notes</u>
concrete	30	\$2.35	\$71	post hole concrete
post bracket	13	\$13.98	\$182	simpson CB44
1/2"x4.5" bolt	28	\$1.92	\$54	galvanized
1/2" nut	28	\$0.38	\$11	galvanized
1/2" washer	55	\$7 /25	\$15	galvanized
4"x4"x8' PT	13	\$9.97	\$130	pressure treated post interior
4"x4"x8'	12	\$8.75	\$105	top exterior
2"x3"x8'	48	\$2.23	\$107	as long as possible for top lengths
				pressure treated center brace and
2"x4"x8' PT	12	\$2.50	\$30	nailer interior
2"x6"x8' PT	13	\$7.77	\$101	pressure treated top nailer interior
1/2"x 5'x3' backer board	46	\$9.99	\$460	
natural stone	60'		\$800	moss rock
stucco	700 sqft		\$3,500	to match existing. contractor
cedar shingle	4 pack	\$52.48	\$210	
<u>Tools</u>				
auger	1 day	\$80	\$80	8" diameter
			\$5,856	sub total
			\$212	sales tax
			\$585	10% overage
			\$6,653	total

Preparation-cont'd

- Shortly before Ogata-kai's arrival order and stage all materials and equipment.
 - Please remember to provide short spaded shovels as the Japanese much prefer them.



Preparation-cont'd

- Take a quick nap, because you won't have time for the next 8-10 days, and then GO!



Preparations-cont'd

- Establish that the selected area/s can be altered and enhanced while preserving the original intent of the designer/s, and historical status.
 - Establishing the intent of the designers has always been tricky at Hakone. Many different designers have made their mark on the property, some of whom have passed. Most of the time the Foundation does not have access to records of the design, concept, or intent.
 - Much of the historical information we have collected is based on second-hand narratives and photographs, from relatives and associates of the previous owners, caretakers, and designers.
 - Historic photographs continue to be collected from a variety of resources, including the descendants of former owners, former volunteers and Board member, garden club members, etc. The photo's often give a glimpse of the newly constructed landscapes from which we try to infer the intent.

Preparation-cont'd



Preparation-cont'd

- Establish that the selected area/s can be altered and enhanced while preserving the original intent of the designer/s, and historical status.-(cont'd)
 - Hakone is a city-owned property. That being the case, the Foundation must follow their guidelines when a permit is required for a project. In most cases this means dealing with the local Historic Preservation committee and Planning Department. If a Building Permit is required generally Hakone must hire an architect to make drawings.

What Ogata-Kai is - Several restoration projects



Presented by Nobuhiro Takahachi
President of Takahashi Landscape
Design office

About kenzo Ogata

Kenzo Ogata was born in Kyusyu, Karatsu, Saga Pref.in 1912.

He graduated Chiba garden high school (Chiba University). Therefore He studied under Prof. Kannosuke Mori. He worked for park bureau of city of Tokyo for 8 years from 1934.At same time, He studied under Juki Iida (Torasaburo) who was good at making sukiya style garden introduced by Kiyoshi Inoshita. Iida spread the garden with the deciduous tree (Zoki no Niwa) in the whole country.

Ogata was the first Japanese man who was given Pan-Pacific Prize from ASLA (1969).Japanese Institute of Landscape Architecture Award (1969).

His honors include the commendation from Minister of Construction (1987), The Fourth Level of Excellence from the government of Japan (1980).

He died in Australia in the middle of garden construction for the world exhibition in 1988. The disciple was more than 300 people, and there are many pupils abroad.

Ogata-kai is mostly made with disciple and good at overseas support.

This is one of what Kenzo Ogata expected.

Kenzo Ogata(1912~1988)





Univ. of Hawaii

At the East-West Center, leaders of government, business and education, journalists, students and scholars come together to learn from each other and to solve critical issues of common concern:

Health / Infectious Diseases
Education
Energy
Aging Populations
Environment
Trade
Climate Change
Journalism
Human Rights / Rule of Law
Regional Security
Governance
Democracy
Social Change
Conflict Reduction
Pacific Islands Issues
Leadership Development
Disaster Management
Economic Development
Globalization
Understanding Islam
Institution Building
Urbanization / Mega-Cities



The East-West Center was founded in 1960 by an act of the U.S. Congress. The Center's 21-acre Hanalei campus is strategically located midway between Asia and the U.S. mainland. It features research residential facilities and an international conference center.



EAST-WEST CENTER
FORMING AND INFORMING LEADERS

1601 East-West Road, Honolulu, Hawai'i 96848-1601
Telephone: (808) 944-7111 | Fax: (808) 944-7376 | www.EastWestCenter.org

East-West Center in Washington:
1819 L Street NW, Suite 200, Washington, D.C. 20036
Telephone: (202) 293-3995 | Fax: (202) 293-1402 | Washington@EastWestCenter.org

Photos courtesy of East-West Center photo bank except as noted. HRH Princess Maha Chakri Sirindhorn of Thailand: Reuters/Francois Lenoir. India Prime Minister Manmohan Singh courtesy of Consulate General of India, San Francisco. Chinese Vice Premier Wu Yi: Chenwenfimgamechina.com. Kiscinda Monks courtesy of Randy Hoover. U.S. President Richard Nixon and Chinese Chairman Mao Zedong photo courtesy of National Archives. Designed by Info Grafik Inc., Honolulu, Hawai'i. Printed on 50% recycled paper, using eco-friendly inks.

His works




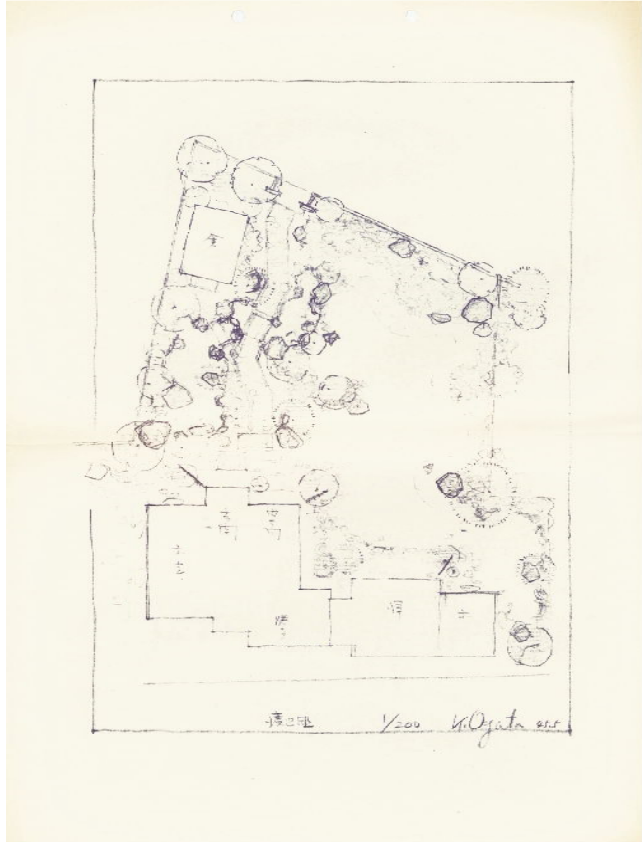












Ogata-kai its purpose

First of purpose of Ogata-kai is that much more learn about principle of Japanese garden also philosophy of natural Garden by Kenzo Ogata.

Second of it is that based on his thought, we intended to contribute to development of landscape architecture widely.

Ogata-kai establishment, history

Ogata-kai was established in 2007, it was planned with people affected by Kenzo Ogata. Now it more opens to many people approving of the purpose of Ogata-kai.

Ogata-kai's work

- 2007 Restoration «Tea Garden» US Japanese Embassy
- 2008 Pruning «Ambassador's residence» US Japanese Embassy
- 2009 Construction «Garden» Albuquerque Japanese garden (New Mexico)
- 2009 Restoration «Tea Garden, Steps» Hakone Garden (Saratoga CA)
- 2011 Restoration «Front of Gate» Hakone Garden (Saratoga CA)
- 2014 Restoration «Sand and Stone Garden » Hakone Garden (Saratoga CA)

Hakone Garden Master Plan : Takao Donuma (2006)

Ref. : A Study on the Characteristics of Establishing Japanese Gardens in Washington Park (Takao Donuma Makoto Suzuki 1999)

- **Master Plan**

1. The Gardens
 - 1-1. Four Components of the Gardens
 - 1-2. Buildings in the Garden
2. Value and Significances of the Garden and Its Long-term Goal
3. Approaches and Definitions of Improvements for the Historical Site
4. Purpose of the Master Plan
5. Process and Structure of the Master Plan
6. Guiding Criteria in Garden Planning and Design
7. Four Primary Components of the Master Plan
 - 7-1. Garden Restoration and Technical Training in Japanese Gardening
 - 7-2. Garden Improvement and Development
 - 7-3. Japanese Garden Symposium
 - 7-4. Program the Garden and Strengthen Cultural Exchange
8. Garden Management Structure
 - 8-1. Garden Advisory Committee
9. Director System


- **Garden Plan**

1. Instructions for Creating a Garden Plan
 - 1-1. Physical Description of the Garden Site and Its Components
 - 1-2. Traditional Garden Composition and Techniques Including Garden Concepts and Terms
 - 1-3. Ground Rules of Garden Plan
2. Comprehensive Proposal for the Restoration, Preservation and Maintenance Management for the Future of the Garden
 - 2-1. The Expression of the Plan
 - 2-2. Contents of the Garden Entry Restoration
3. Front Garden and Visitor Center
 - 3-1. Proposed Emphasizes and Focuses
 - 3-2. Zoning (Definitions and Delineation of Spaces)
 - 3-3. Front Garden
 - 3-4. Visitor Center
 - 3-5. Projected Costs
 - 3-6. Garden Plan
4. Lower House Garden Improvement Including the Relocation of the Tea House to Lower House Garden

- **Action Plan**

- **Partnerships**


1. Events
2. Partnerships
 - 2-1. Sister Garden Affiliation
 - 2-2. Relationship with the Community
 - 2-3. Collaboration with Organizations Involving Japanese Gardens Around the World Friendship**



2009

Restoration

«Tea Garden, Steps»



Tea Garden



Steps

Tea Garden





Steps



日本の造園家12人訪米
箱根ガーデンで技伝授



箱根ガーデンに到着した小形会メンバーら

サラトガ箱根ガーデン（ロン・サベードラ最高経営責任者＝CEO、松尾正人理事長）に23日から1週間、日本の造園家12人が訪れ、日本流の庭の手入れ方法を伝授した。

訪米したのは、「小形会」のメンバー。会は、日本を代表する造園家、小形研三氏（故人）の指導を受けた、200人の全国的組織で、28歳から63歳と幅広い。

会では、世界の日本庭園を支援することを目標に掲げており、箱根ガーデンの専属庭師に、歴史ある日本式の庭の手入れを教えた。

箱根ガーデンと小形会との交流は、両サイドの奉仕精神に支えられ、小形会メンバーはボランティアで渡米。箱根ガーデン関係者は無償で宿泊や交通の世話をした。


Note of Appreciation

to

Ogata Kai

The Hakone Foundation honors the remarkable accomplishments the **Ogata Kai Landscape Architects** have achieved in their contribution to the restoration of Hakone Gardens; the oldest Japanese Estate and Gardens in the entire Western Hemisphere. Hakone gratefully salutes and commends Ogata Kai for their superb mastery and workmanship and for their outstanding volunteer spirit to this authentic jewel of Japan in America which will be cherished and valued from generation to generation.

November 20, 2009



Dr. Masato Matsuo
Chairman of the Board
The Hakone Foundation



Lon Saavedra
CEO
The Hakone Foundation

2011

« Restoration »

Outside of Main Gate

&

« Workshop »







09/28/2011 11:28







2014

« Restoration »

Sand and Stone Garden in front of Lower House

Area identified for renovation

///Before///



///After///





DVD

Policy for our collaboration

1. Approaches

- ① We keep record on construction of detail such as individuals ,who did it, places where it was taken places, how they approached it.
- ② We collaborate with local gardeners while we restore, gardens ,we also do the maintenance of the job.

2. Dispatch experts

Garden committee (is this Hakone's Garden Advisory Committee) solves any garden related problems that may occur with technical expertise and purposes their final decision.

3. Discussion

Differences in regional characteristics form a way of thinking as well as Judgments of essential value of Japanese Gardens, We understand these things deeply as Japanese Gardens evolve not only through time but also in different countries.

4. Techniques

Local technique and continuity can be much more important than Japanese tradition in order to maintenance the Japanese garden.

5. Cultural values of Hakone Japanese Gardens

- ① The past guides the future of the garden.
- ② We need to cherish the garden in the same way Mr.& Mrs. Stine cherished the garden.
- ③ As we cherish the garden, the garden renews us.
- ④ As we proceed to this proposed construction, let us remember that we are serving the people who will come to garden in the future.
- ⑤ Japanese gardens are meant to evolve. Because nature is always changing, Japanese gardens must change as well. Therefore, we must always use changeable methods, not unchangeable ones.
- ⑥ When we are in a Japanese garden, we are in an enchanted place, In the garden there is no anger or conflict, When we are in the garden, we are (soothed and) healed by nature.

Hospitality Planning for Ogata-kai Visit



Presented by Shozo Kagoshima

Executive Director of Hakone
Foundation

Hospitality Planning

- Arrange for shuttle transportation from and to airport.
- Arrange Homestays, or other Accommodations
 - In the past, the Saratoga Sister City members have been very instrumental in offering homestays for Ogata-kai members.
 - Some of the Hakone Foundation Board members have also opened up their homes to Ogata-kai members.
 - Some circumstances require Hakone staff to arrange for hotel rooms.

Hospitality Planning-cont'd

- Negotiate Homestay responsibilities with host families.
 - Ideally the host family is able to provide housing, a morning meal, transportation to Hakone each morning, transportation from Hakone to evening activities, and dinner when not otherwise provided.
 - Laundry can be a surprisingly important amenity for gardeners working out of a suitcase.

Hospitality Planning-cont'd

- Create a menu and source meals for five days, or whatever length of stay.
 - “American” food seems to be largely preferred by the groups that have visited Hakone.
 - Find restaurants, organizations, and individuals to sponsor meals.

- Planning for Receptions and Closing Ceremonies
 - Secure local politicians and dignitaries to attend both events.
 - Arrange for catering of food and beverage.
 - Take lots of photographs to memorialize the event.

Hospitality Planning-cont'd

- Suggest or arrange for two days of entertainment/touring.
 - The entertainment/touring is generally done either prior or post garden project.
 - On one occasion the group travelled to Yosemite. On another project, Ogata-kai stopped in Hawaii on their way back to Japan. Other times the groups have travelled back to San Francisco two days prior to their flight for sightseeing and shopping.
 - All work and no play makes travelling to the U.S.just work.

Hospitality Planning-cont'd

- Create a Preliminary Budget for Board approval.
 - This step can be done prior to making arrangements and planning the visit if your organization has hosted groups before; but, it is wise to lock down the “big ticket” items before you begin budgeting if there is little wiggle room.
 - Airfare, hotel, shuttle transportation, catered meals, etc.
- Fundraising and cost-cutting
 - Approach nearby restaurants to donate lunches and meals for receptions.
 - Ask your local Consul General to make a small donation for a reception and to attend.
 - Charge volunteers to participate in the building project.
 - Substitute a caravan of local drivers for the airport shuttle.
 - Contact a travel agency to see if they can help with the transit and entertainment.
 - Check with volunteers to see if they can provide refreshments at breaks.

Hospitality-cont'd

- Hold or Reserve facilities at Hakone.
 - Specific Break areas during the day.
 - Ceremonies and receptions.
 - After-work gathering areas for participants to “unwind.”
- Scheduling the project.
 - One week period where most of the staff are available to assist with the hosting.
 - Check the Events calendar to make sure there are no conflicts.
 - Check Ogata-kai’s availability.
 - Avoid holidays when most host families may have guests, or be out-of-town.

Hospitality Planning-cont'd

- Considerations
 - Consider the expense of paying a group of qualified professionals to fly abroad and create a new garden, then compare the amount you are spending.
 - Focus on the connection your organization is building with a group of Japanese professionals and the gift you are giving to your community.

The End